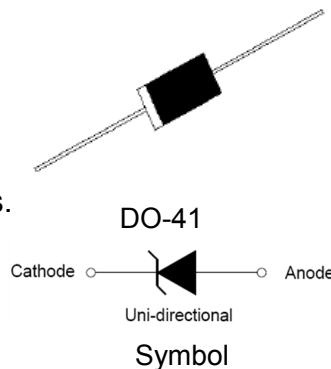




FEATURE

- ✧ Silicon power zener diodes.
- ✧ Low zener impedance.
- ✧ Voltage range includes breakdown voltages from 6.8V to 200V with $\pm 5\%$ for 1N5921B~1N5956B series.
- ✧ Zener and surge current specification
- ✧ For use in stabilizing and clamping circuits with high power rating.

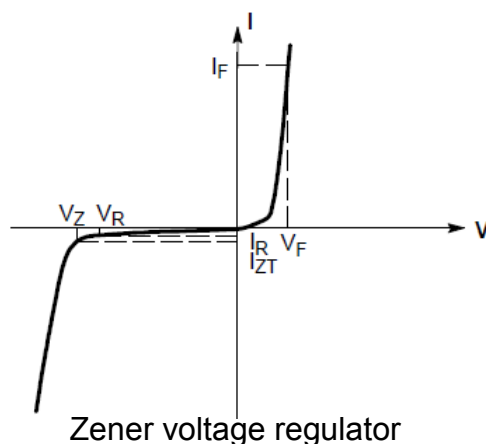


ABSOLUTE MAXIMUM RATINGS AND THERMAL CHARACTERISTICS

Parameter	Symbol	Max Value	Unit
Total power dissipation @ $T_L=75^\circ\text{C}$	P_D	1500	mW
Junction temperature	T_J	175	$^\circ\text{C}$
Storage temperature range	T_S	-55 to +175	$^\circ\text{C}$
Operating temperature range	T_{op}	-55 to +175	$^\circ\text{C}$

ELECTRICAL CHARACTERISTICS ($T_A=25^\circ\text{C}$)

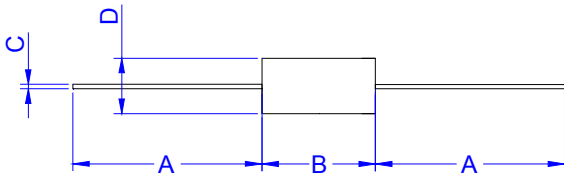
Symbol	Parameter
V_Z	Reverse zener voltage at I_{zt}
I_{zt}	Reverse current
I_R	Reverse leakage current at V_R
V_R	Reverse voltage
I_F	Forward current
V_F	Forward voltage at I_F



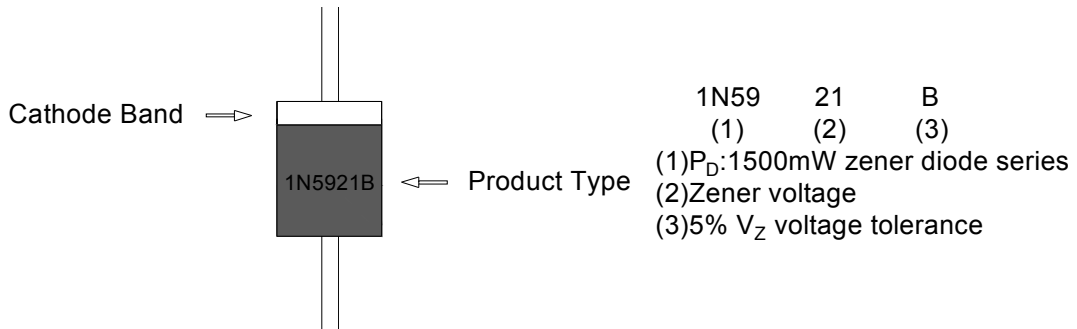
1N5921B~1N5956B ELECTRICAL CHARACTERISTICS ($T_A=25^{\circ}\text{C}$ unless otherwise noted)
Maximum $V_F=1.5\text{V}$ at $I_F=200\text{mA}$

Type number	Zener voltage range at I_{zt}				Maximum zener impedance			Maximum reverse leakage current		Marking code
	Nom (Volts)	Min (Volts)	Max (Volts)	I_{zt} (mA)	Z_{zt} (Ω)	Z_{zk} (Ω)	I_{zk} (mA)	I_R (μA)	V_R (Volts)	
1N5921B	6.8	6.5	7.1	55.1	2.5	200	1.0	5	5.2	1N5921B
1N5923B	8.2	7.8	8.6	45.7	3.5	400	0.5	5	6.5	1N5923B
1N5924B	9.1	8.6	9.6	41.2	4.0	500	0.5	5	7.0	1N5924B
1N5925B	10	9.5	10.5	37.5	4.5	500	0.25	5	8.0	1N5925B
1N5926B	11	10.5	11.6	34.1	5.5	550	0.25	1	8.4	1N5926B
1N5927B	12	11.4	12.6	31.2	6.5	550	0.25	1	9.1	1N5927B
1N5929B	15	14.3	15.8	25.0	9.0	600	0.25	1	11.4	1N5929B
1N5930B	16	15.2	16.8	23.4	10.0	600	0.25	1	12.2	1N5930B
1N5931B	18	17.1	18.9	20.8	12.0	650	0.25	1	13.7	1N5931B
1N5932B	20	19	21	18.7	14.0	650	0.25	1	15.2	1N5932B
1N5933B	22	20.9	23.1	17.0	17.5	650	0.25	1	16.7	1N5933B
1N5934B	24	22.8	25.2	15.6	19	700	0.25	1	18.2	1N5934B
1N5935B	27	25.7	28.4	13.9	23	700	0.25	1	20.6	1N5935B
1N5936B	30	28.5	31.5	12.5	28	750	0.25	1	22.8	1N5936B
1N5937B	33	31.4	34.7	11.4	33	800	0.25	1	25.1	1N5937B
1N5938B	36	34.2	37.8	10.4	38	850	0.25	1	27.4	1N5938B
1N5940B	43	40.9	45.2	8.7	53	950	0.25	1	32.7	1N5940B
1N5941B	47	44.7	49.4	8.0	67	1000	0.25	1	35.8	1N5941B
1N5942B	51	48.5	53.6	7.3	70	1100	0.25	1	38.8	1N5942B
1N5943B	56	53.2	58.8	6.7	86	1300	0.25	1	42.6	1N5943B
1N5944B	62	58.9	65.1	6.0	100	1500	0.25	1	47.1	1N5944B
1N5946B	75	71.3	78.8	5.0	140	2000	0.25	1	56.0	1N5946B
1N5947B	82	77.9	86.1	4.6	160	2500	0.25	1	62.2	1N5947B
1N5948B	91	86.5	95.6	4.1	200	3000	0.25	1	69.2	1N5948B
1N5950B	110	104.5	115.5	3.4	300	4000	0.25	1	83.6	1N5950B
1N5951B	120	114	126	3.1	380	4500	0.25	1	91.2	1N5951B
1N5952B	130	123.5	136.5	2.9	450	5000	0.25	1	98.8	1N5952B
1N5953B	150	142.5	157.5	2.5	600	6000	0.25	1	114.0	1N5953B
1N5954B	160	152	168	2.3	700	6500	0.25	1	121.6	1N5954B
1N5955B	180	171	189	2.1	900	7000	0.25	1	136.8	1N5955B
1N5956B	200	190	210	1.9	1200	8000	0.25	1	152.0	1N5956B

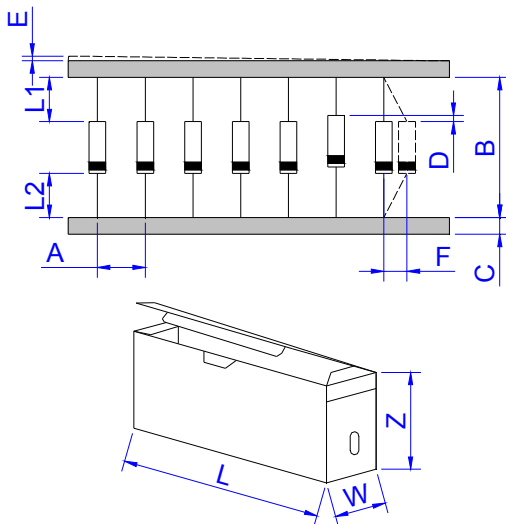
PACKAGE MECHANICAL DATA

 <p style="text-align: center;">DO-41</p>	Ref.	Dimensions			
		Millimeters		Inches	
		Min.	Max.	Min.	Max.
	A	25.40	-	1.000	-
B	4.90	5.30	0.193	0.209	
C	0.69	0.89	0.027	0.035	
D	2.40	2.80	0.095	0.110	

MARKING & ORDERING INFORMATION



TAPE AND BOX SPECIFICATION-DO-41



Ref.	Dimensions	
	Millimeters	Inches
A	5.0±0.5	0.197±0.020
B	53.0±1.5	2.087±0.059
C	6.0±0.5	0.236±0.020
D	1.2(MAX)	0.047(MAX)
E	0.8(MAX)	0.031(MAX)
F	1.5(MAX)	0.059(MAX)
L1-L2	1.0(MAX)	0.039(MAX)
W	80±5.0	3.150±0.197
L	255±5.0	10.039±0.197
Z	145±5.0	5.709±0.197

Part No.	UNIT WEIGHT (g/PCS) typ.	Case Type	Quantity (pcs)	Packing Option
1N5921B~1N5956B	0.28	DO-41/DO-204AL	5000	Box

RATINGS AND CHARACTERISTICS CURVES (T_A=25°C, unless otherwise noted)

Fig.1 Power dissipation vs lead temperature

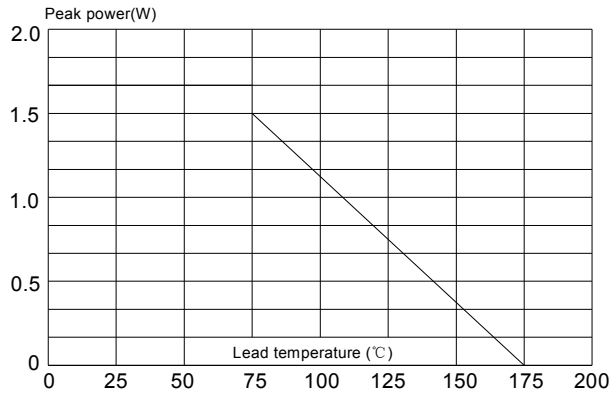


Fig.2 Zener breakdown characteristics

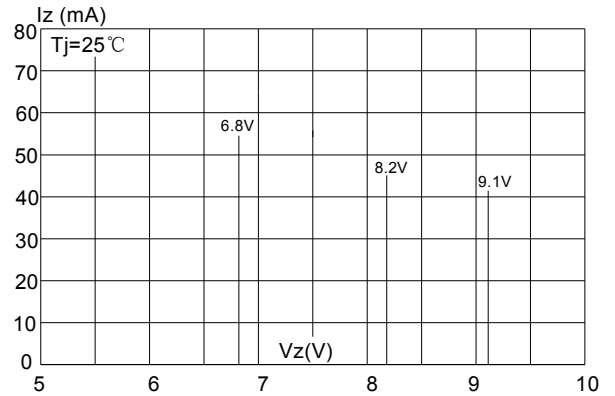


Fig.3 Zener breakdown characteristics

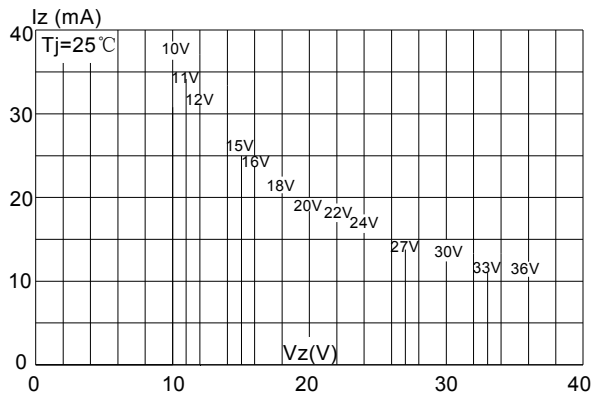


Fig.4 Zener breakdown characteristics

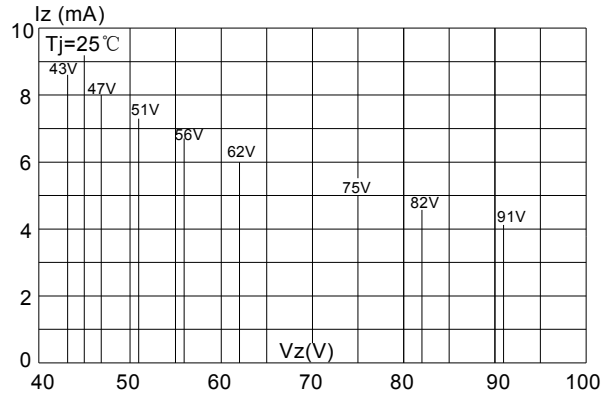
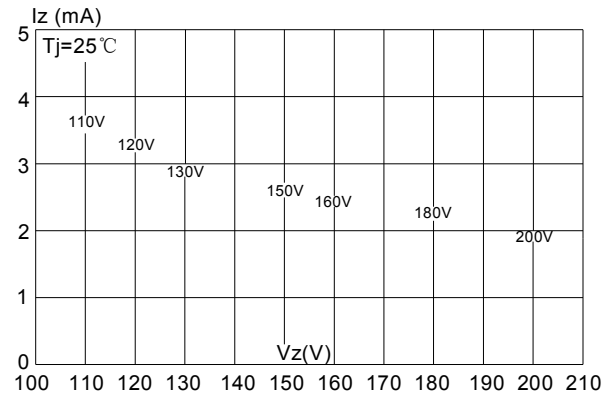


Fig.4 Zener breakdown characteristics




Information furnished in this document is believed to be accurate and reliable. However, Jiangsu JieJie Microelectronics Co.,Ltd assumes no responsibility for the consequences of use without consideration for such information nor use beyond it.

Information mentioned in this document is subject to change without notice, apart from that when an agreement is signed, Jiangsu JieJie complies with the agreement.

Products and information provided in this document have no infringement of patents. Jiangsu JieJie assumes no responsibility for any infringement of other rights of third parties which may result from the use of such products and information.

This document is the 0.1st version which is made in 5-Dec.-2018. This document supersedes and replaces all information previously supplied.

 is a registered trademark of Jiangsu JieJie Microelectronics Co.,Ltd.

Copyright ©2018 Jiangsu JieJie Microelectronics Co.,Ltd. Printed All rights reserved.